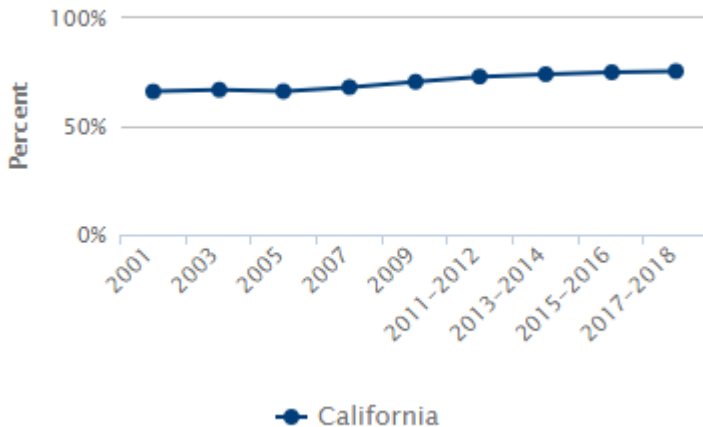


Children's Health Status in California

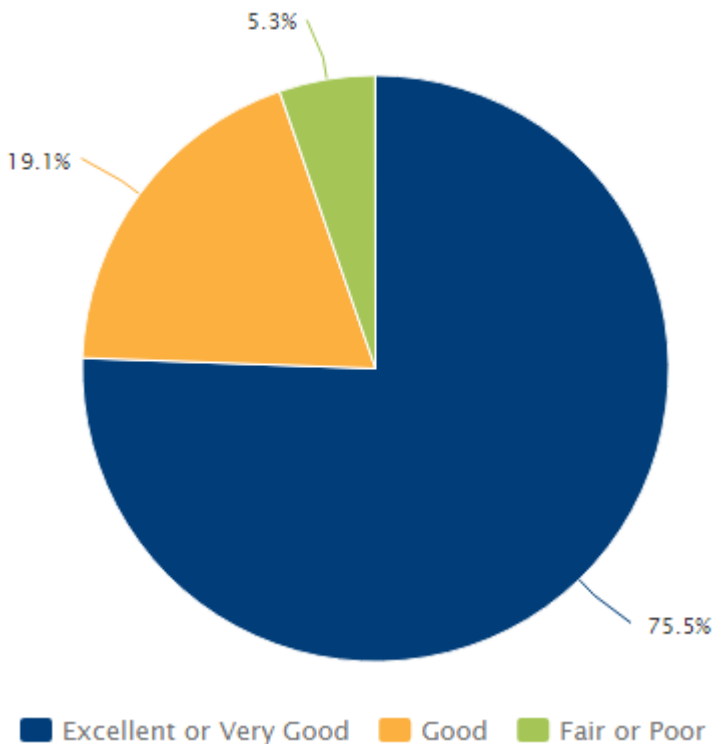
Children in Excellent or Very Good Health



Definition: Estimated percentage of children ages 0-17 whose health status is (a) excellent or very good, (b) good, and (c) fair or poor, as based on parent or self-reports (e.g., in 2017-2018, 75.5% of California children were in excellent or very good health).

Data Source: UCLA Center for Health Policy Research, [California Health Interview Survey](#) (Aug. 2020).

Children's Health Status: 2017-2018 California



What It Is

On kidsdata.org, estimates of children's health status are based on self-reports (or parent reports, for younger children) of being generally in (a) excellent or very good health, (b) good health, or (c) fair or poor health. Data are available for children ages 0-17 overall, by income level, and by race/ethnicity.

Why This Topic Is Important

Health status during childhood sets young people on a path toward good or poor health in adulthood. Each stage of life influences the next, with early childhood in particular providing a foundation for future health and development. Children who face disadvantage—whether in household or neighborhood resources, education, family functioning, exposure to traumatic events, or other social factors—tend to fare worse on measures of health than other children.

Promoting child health not only improves the lives of individual children and their families, it also strengthens the health of the next generation, which may have significant social and economic impacts. Healthier young people tend to become healthier and more educated adults who are better able to contribute to society, which means a stronger workforce and reduced strain on public service systems. Thus, nurturing California's children today may improve the state's future social and economic well being.

How Children Are Faring

An estimated three-quarters (76%) of California children ages 0-17 were in excellent or very good health in 2017-2018, up from two-thirds (66%) in 2001. Across counties with data in 2017-2018, estimates of children in excellent or very good health ranged from less than 50% (Imperial and Madera) to more than 90% (El Dorado and San Francisco). In 2001, more than 1 in 12 California children (9%) were in fair or poor health; in 2017-2018 this proportion was about 1 in 20 (5%).

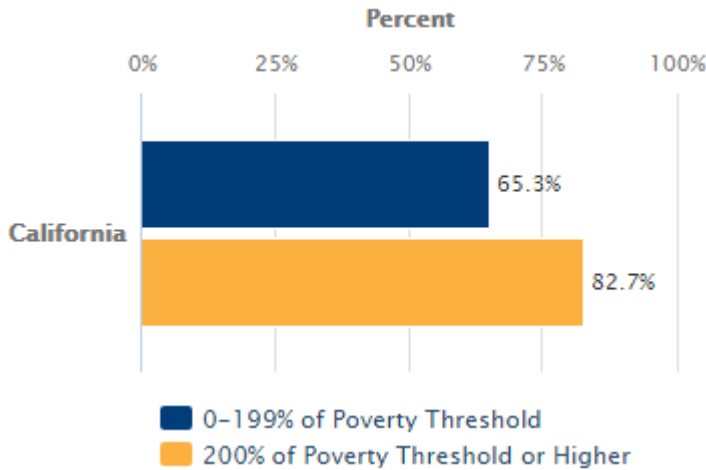
Children's health status varies by family income and race/ethnicity. In 2017-2018, an estimated 65% of California children living below 200% of their federal poverty threshold were in excellent or very good health, compared with 83% of children from higher-income families. Across race/ethnicity groups with data, rates of excellent or very good health status were highest among white (84%) and American Indian/Alaska Native children (80%), and lowest among Hispanic/Latino (71%) and multiracial children (73%).

Definition: Estimated percentage of children ages 0-17 whose health status is (a) excellent or very good, (b) good, and (c) fair or poor, as based on parent or self-reports (e.g., in 2017-2018, 75.5% of California children were in excellent or very good health).

Data Source: UCLA Center for Health Policy Research, [California Health Interview Survey](#) (Aug. 2020).

View references for this text and additional research on this topic:
<https://kidsdata.org/topic/97/health-status/summary>

Children in Excellent or Very Good Health, by Income Level: 2017-2018



Definition: Estimated percentage of children ages 0-17 whose health status is (a) excellent or very good, (b) good, and (c) fair or poor, by income level, as based on parent or self-reports (e.g., in 2017-2018, among California children living below 200% of their federal poverty threshold, 65.3% were in excellent or very good health).

Data Source: UCLA Center for Health Policy Research, [California Health Interview Survey](#) (Aug. 2020).

Children in Excellent or Very Good Health, by Race/Ethnicity: 2017-2018

California	Percent
Race/Ethnicity	Excellent or Very Good
African American/Black	74.6%
American Indian/Alaska Native	79.8%
Asian/Pacific Islander	78.9%
Hispanic/Latino	70.9%
White	83.7%
Multiracial	73.0%

Definition: Estimated percentage of children ages 0-17 whose health status is (a) excellent or very good, (b) good, and (c) fair or poor, by race/ethnicity, as based on parent or self-reports (e.g., in 2017-2018, 70.9% of Hispanic/Latino children in California were in excellent or very good health).

Data Source: UCLA Center for Health Policy Research, [California Health Interview Survey](#) (Aug. 2020).



More Data: www.kidsdata.org

Sign Up for Data Updates: www.kidsdata.org/signup

This PDF Was Generated On: 11/19/2024