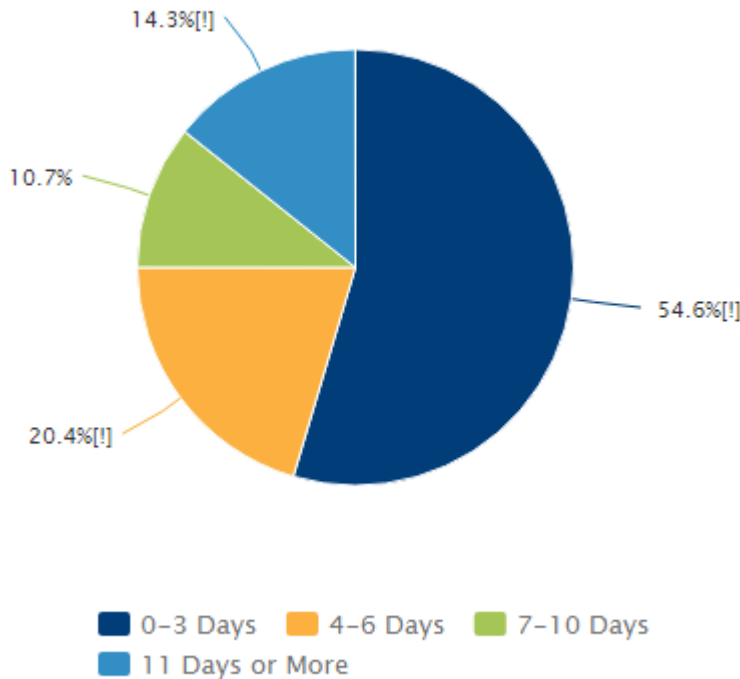


Impacts of Special Needs on Children and Families

Number of School Days Missed in Previous Year by Children with Special Health Care Needs (CSHCN) Ages 6-17: 2016-2019 California



Definition: Estimated percentage of children with special health care needs (CSHCN) ages 6-17 who missed and did not miss school in previous year due to illness or injury, by number of days missed (e.g., in 2016-2019, 54.6% of California CSHCN missed 3 or fewer school days in the previous year due to illness or injury).
Data Source: U.S. Dept. of Health and Human Services, [National Survey of Children's Health](#) (Oct. 2020).

CSHCN Ages 0-17 Whose Family Members Avoided Changing Jobs in Previous Year to Maintain Health Insurance: 2016-2019

Locations	Percent
United States	13.0%
California	12.1%

Definition: Estimated percentage of children ages 0-17 with special health care needs (CSHCN) whose parents or other family members avoided changing jobs in the previous year because of concerns about maintaining health insurance (e.g., in 2016-2019, 12.1% of California CSHCN had a family member who, in order to maintain health insurance, avoided changing jobs in the previous year).
Data Source: U.S. Dept. of Health and Human Services, [National Survey of Children's Health](#) (Oct. 2020).

What It Is

Children with special health care needs (CSHCN) have or are at increased risk for a chronic physical, developmental, behavioral, or emotional condition and require health and related services of a type or amount beyond that required by children generally. On kidsdata.org, indicators related to the impacts of special health care needs on children and families include difficulties faced by CSHCN in and out of school, and impacts on their families' time, employment, finances, and parenting.

Why This Topic Is Important

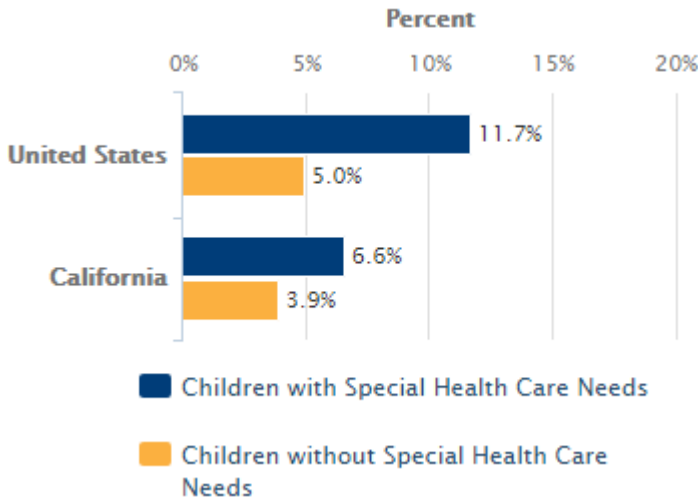
Nearly 1.4 million California children and youth, and more than 14 million nationwide, have or are at increased risk for a chronic health condition and require care and related services of a type or amount beyond that required by children generally. Their ongoing health problems—physical, behavioral, or developmental—can affect their ability to function and participate in important educational and social activities, and, in some cases, can shorten their lives. Although advances in medical care have extended and improved the lives of millions of children, obtaining timely, appropriate, and affordable care remains a problem for many families. More than 4 in 5 children with special health care needs (CSHCN) statewide and nationally do not receive care that meets federal standards for a well-functioning system. Further, racial/ethnic and socioeconomic inequities in access to care and other supports can lead to poorer outcomes for vulnerable CSHCN and their families.

When compared with children who do not have special health care needs, CSHCN are more likely to experience social-emotional problems, academic challenges, and other types of adversity which can complicate their medical care. As a result, CSHCN often rely on a range of services from multiple sectors, and their parents and family members often face higher caregiving burdens and experience more stress and difficulties with employment and finances when compared with other families. For example, parents of CSHCN may need to cut back their work hours or give up a job, at the same time that they face higher than average out-of-pocket medical expenses. Families of CSHCN may also spend significant time providing care, learning about their child's condition and available treatments, and coordinating their child's care across providers and services.

How Children Are Faring

In 2016-2019, an estimated 45% of California

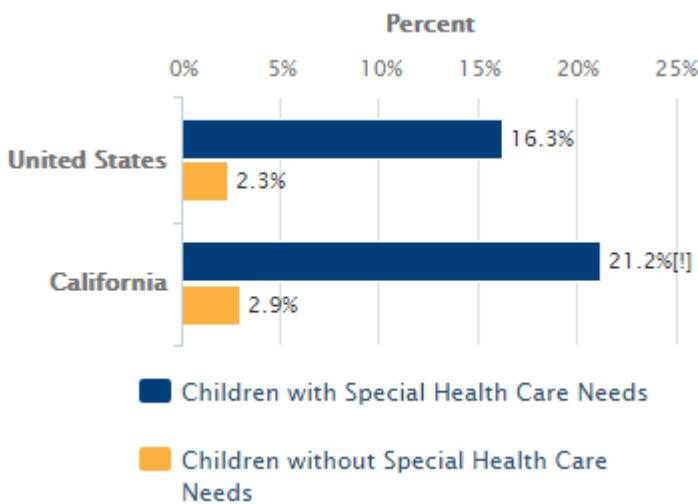
Children Ages 6-17 Who Have Repeated a Grade in School, by Special Needs Status: 2016-2019



Definition: Estimated percentage of children ages 6-17 who have repeated a grade in school, by special health care needs status (e.g., in 2016-2019, 6.6% of California CSHCN had repeated a grade in school).

Data Source: U.S. Dept. of Health and Human Services, *National Survey of Children's Health* (Oct. 2020).

Children Ages 0-17 Whose Parents Felt Aggravation from Parenting in Previous Month, by Special Needs Status: 2016-2019



Definition: Estimated percentage of children ages 0-17 whose parents in the previous month usually or always (i) felt angry with their child, (ii) were bothered a lot by their child's behavior, or (iii) felt their child was much harder to care for than other children, by special health care needs status (e.g., in 2016-2019, 21.2% of California CSHCN had parents who felt aggravation from parenting in the previous month).

Data Source: U.S. Dept. of Health and Human Services, *National Survey of Children's Health* (Oct. 2020).

children with special health care needs (CSHCN) ages 6-17 had missed more than 3 days of school in the previous year because of illness or injury, and 14% had missed more than 10 school days. Statewide, an estimated 6.6% of school-aged CSHCN had repeated at least one grade in school since entering kindergarten, compared with 3.9% of their peers without special health care needs.

According to estimates from the same survey, 19% of California CSHCN ages 0-17 had family members who cut back or stopped working in the previous year because of their child's health, and 12% had family members who avoided changing jobs in the previous year because of concerns about maintaining health insurance.

More than one in five California CSHCN (21%) had parents who felt aggravation from parenting in the previous month, compared with 16% of CSHCN nationally, 2.9% of non-CSHCN in California, and 2.3% of non-CSHCN nationwide, according to 2016-2019 estimates.

View references for this text and additional research on this topic:

<https://kidsdata.org/topic/15/impacts-of-special-health-care-needs-on-children-and-families/summary>



More Data: www.kidsdata.org

Sign Up for Data Updates: www.kidsdata.org/signup

This PDF Was Generated On: 11/22/2024



More Data: www.kidsdata.org

Sign Up for Data Updates: www.kidsdata.org/signup

This PDF Was Generated On: 11/22/2024